

.....
Gordon's Glass, Ltd.

SPECIFIC PRICING INFORMATION

• **GLASS AND GLAZING**

**STANDARD GLAZING: DOORS TO BE 3/8" TEMPERED SAFETYGLASS,
FIXED PANELS TO BE 1/2" TEMPERED SAFETYGLASS.**

**STARFIRE OR OPTIWHITE (LOW IRON) GLASS AVAILABLE
ADD 25% TO COST**

**ACID ETCHED (FROSTED GLASS) AVAILABLE
ADD 25% TO COST**

**ALL PATTERN GLASSES: RAIN, CAST, BUBBLES, ETC.
ADD 30% TO COST (PATTERNS ONLY AVAILABLE IN 3/8" THICKNESS)
**LOW IRON ANTIQUE GLASS IS A 40% UPCHARGE OVER STANDARD
GLASS****

• **HARDWARE**

**STANDARD FINISHES: (FIRST COLUMN PRICING)
CHROME, BRASS, AND SATIN NICKEL**

**CUSTOM FINISHES: (SECOND COLUMN PRICING)
POLISHED NICKEL, OIL RUBBED BRONZE, ANTIQUE BRASS, AND PEWTER**

**SPECIALTY FINISHES: (ADD 30% TO FIRST COLUMN PRICING)
VIBRANT BRUSHED BRONZE, FRENCH GOLD, ULTRA BRASS, COPPER**


• **ALL PRICES INCLUDE FIELD VERIFICATION OF
SIZES, MATERIAL, AND INSTALLATION**

Quality is the Cornerstone of our business


PRICE LIST (RETAIL)

<u>MODEL</u>	<u>WIDTH</u>	<u>HEIGHT</u>	<u>STANDARD FINISH</u>	<u>SPECIAL FINISH</u>
<u>CW-1</u> <u>DOOR ONLY</u>	20 TO 26	80	1810.00	1920.00
	26 TO 30	80	1940.00	2030.00
	30 TO 36	80	2010.00	2120.00
	20 TO 26	96	2330.00	2460.00
	26 TO 30	96	2480.00	2610.00
	30 TO 36	96	2730.00	2860.00

OPERABLE TRANSOM OVER CW-1 ADD TO LIST \$550.00



DOOR ONLY

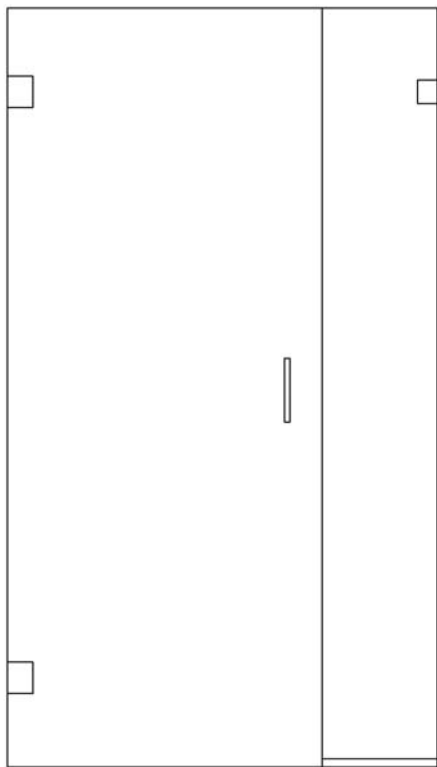


DOOR WITH TRANSOM


PRICE LIST (RETAIL)

<u>MODEL</u>	<u>WIDTH</u>	<u>HEIGHT</u>	<u>STANDARD FINISH</u>	<u>SPECIAL FINISH</u>
CW-11 DOOR & PANEL HINGE OFF WALL	UP TO 36	80	2828.00	3539.00
	UP TO 48	80	3123.00	3952.00
	UP TO 60	80	3417.00	4364.00
	UP TO 36	96	3312.00	4217.00
	UP TO 48	96	3651.00	4691.00
	UP TO 60	96	4291.00	5559.00
CG-11 DOOR & PANEL HINGE OFF GLASS	UP TO 36	80	3558.00	4269.00
	UP TO 48	80	3853.00	4682.00
	UP TO 60	80	4147.00	5094.00
	UP TO 36	96	4352.00	5257.00
	UP TO 48	96	4691.00	5731.00
	UP TO 60	96	5311.00	6599.00

OPERABLE TRANSOM ADD TO LIST \$550.00



CW-11

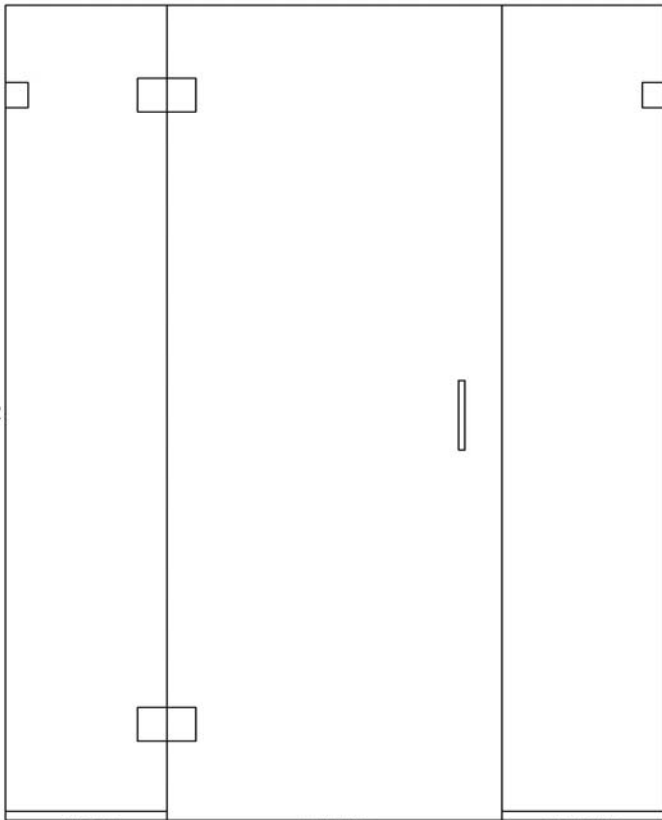


CG-11

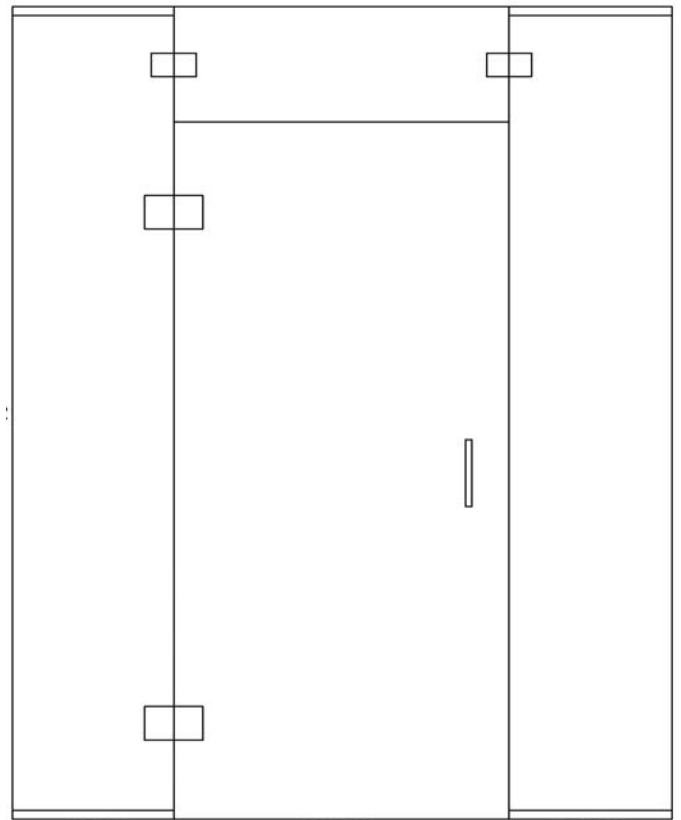
PRICE LIST (RETAIL)

<u>MODEL</u>	<u>WIDTH</u>	<u>HEIGHT</u>	<u>STANDARD FINISH</u>	<u>SPECIAL FINISH</u>
<u>CG-12</u> DOOR W/ 2 INLINE PANELS	UP TO 60	80	4240.00	5090.00
	UP TO 72	80	4525.00	5375.00
	UP TO 84	80	4810.00	5660.00
	UP TO 60	96	5305.00	6590.00
	UP TO 72	96	5590.00	6875.00
	UP TO 84	96	5875.00	7160.00

OPERABLE TRANSOM ADD TO LIST \$575.00



PANEL/DOOR/PANEL

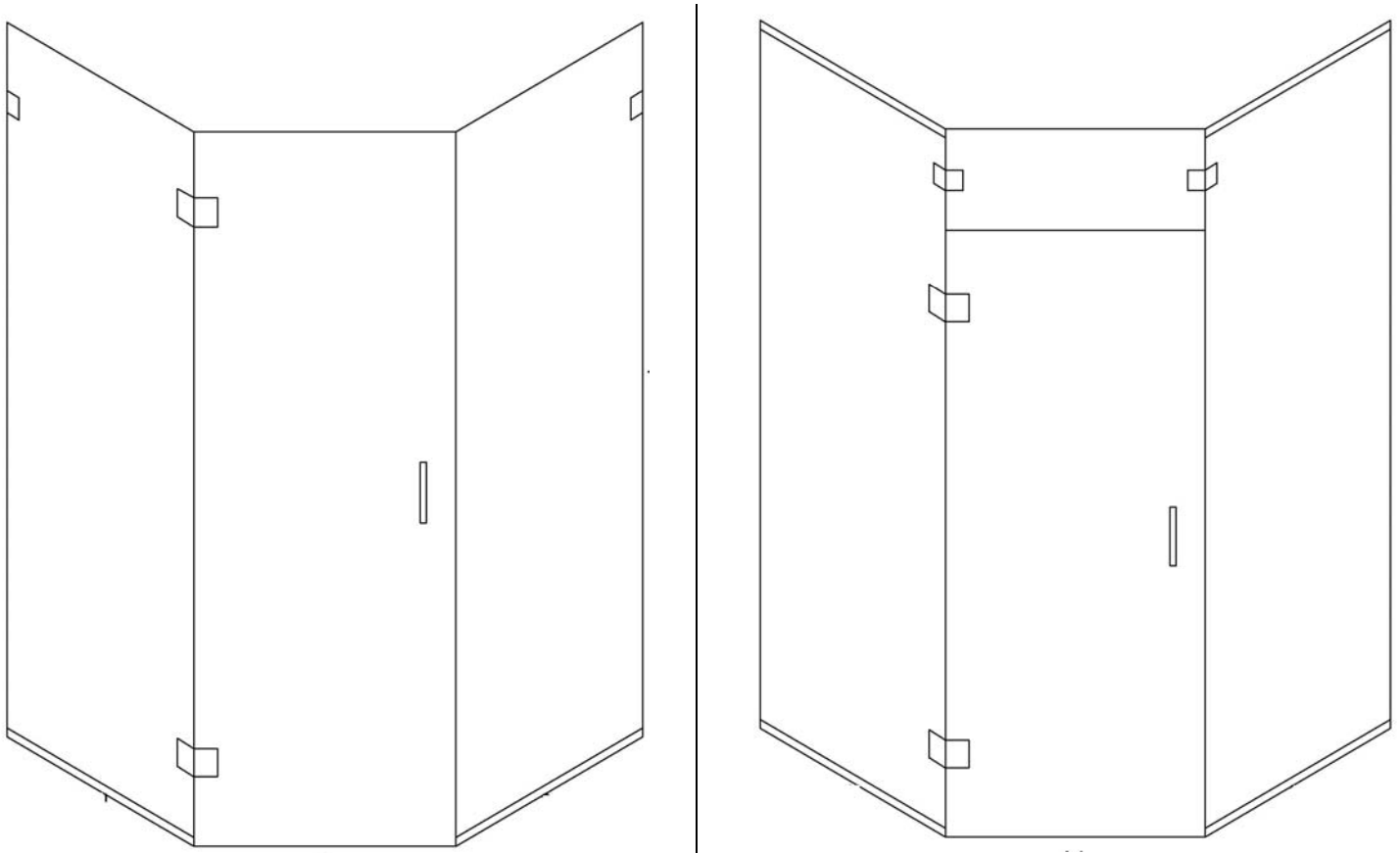


WITH OPERABLE TRANSOM

PRICE LIST (RETAIL)

<u>MODEL</u>	<u>WIDTH</u>	<u>HEIGHT</u>	<u>STANDARD FINISH</u>	<u>SPECIAL FINISH</u>
CG-124 NEO-ANGLE	24 X 24 X 24	80	5325.00	6630.00
	30 X 30 X 30	80	5940.00	7145.00
	24 X 24 X 24	96	5910.00	7115.00
	30 X 30 X 30	96	6425.00	7625.00

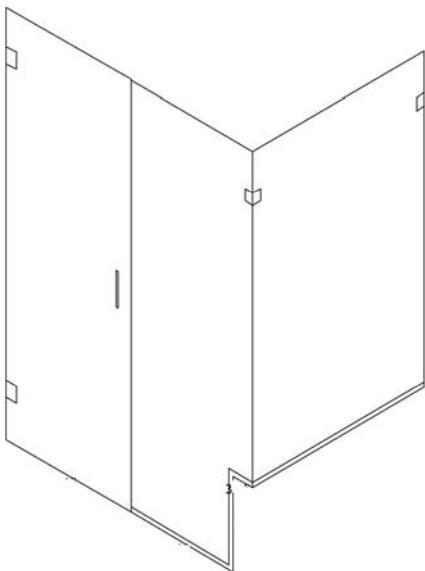
OPERABLE TRANSOM ADD TO LIST \$595.00



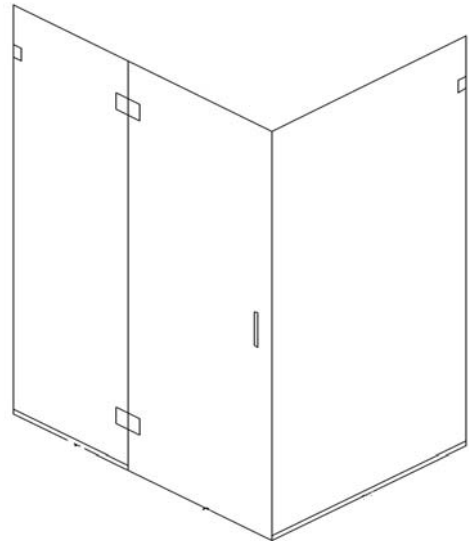
PRICE LIST (RETAIL)

<u>MODEL</u>	<u>WIDTH</u>	<u>HEIGHT</u>	<u>STANDARD FINISH</u>	<u>SPECIAL FINISH</u>
CW-129 DOOR & PANEL W/ 90 DEGREE RETURN HINGE OFF WALL	36 X 36	80	3990.00	5090.00
	48 X 48	80	4350.00	5450.00
	48 X 60	80	4750.00	5850.00
	36 X 36	96	4390.00	5490.00
	48 X 48	96	4750.00	5850.00
	48 X 60	96	5160.00	6260.00
CG-129 DOOR & PANEL W/ 90 DEGREE RETURN HINGE OFF GLASS	36 X 36	80	4250.00	5350.00
	48 X 48	80	4625.00	5720.00
	48 X 60	80	5005.00	6100.00
	36 X 36	96	4640.00	5740.00
	48 X 48	96	5030.00	6130.00
	48 X 60	96	5410.00	6510.00

OPERABLE TRANSOM ADD TO LIST \$575.00



HINGE OFF WALL



HINGE OFF PANEL

.....

Gordon's Glass, Ltd.

SLIDING SHOWER / TUB ENCLOSURES

AVAILABLE FINISHES:

**BRITE SILVER, BRITE GOLD, BRUSHED NICKEL, & OIL
RUBBED BRONZE (VERY DARK)**

*****NOW AVAILABLE IN VIBRANT BRUSHED BRONZE*****

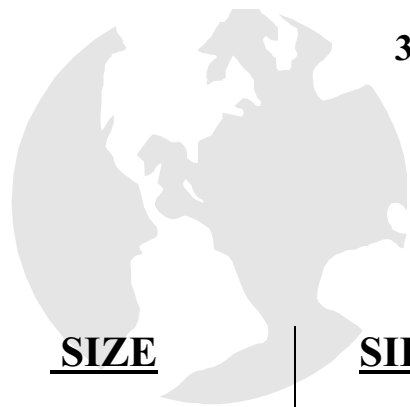
*****CALL FOR PRICING*****

AVAILABLE IN ALL GLASS PATTERNS

**PRICES ARE BASED ON 3/8" CLEAR GLASS
30% ADDITIONAL FOR ANY GLASS PATTERN**

LIST PRICES INCLUDE INSTALLATION

LIST



<u>SIZE</u>	<u>SILVER</u>	<u>GOLD</u>	<u>BRUSHED NICKEL</u>	<u>OIL RUBBED BRONZE</u>
UP TO:				
60" X 68" TUB	\$1648.00	\$1648.00	\$1883.00	\$2010.00
48" X 78" SHOWER	\$1648.00	\$1648.00	\$1883.00	\$2010.00
60" X 78" SHOWER	\$1765.00	\$1765.00	\$2010.00	\$2115.00

.....